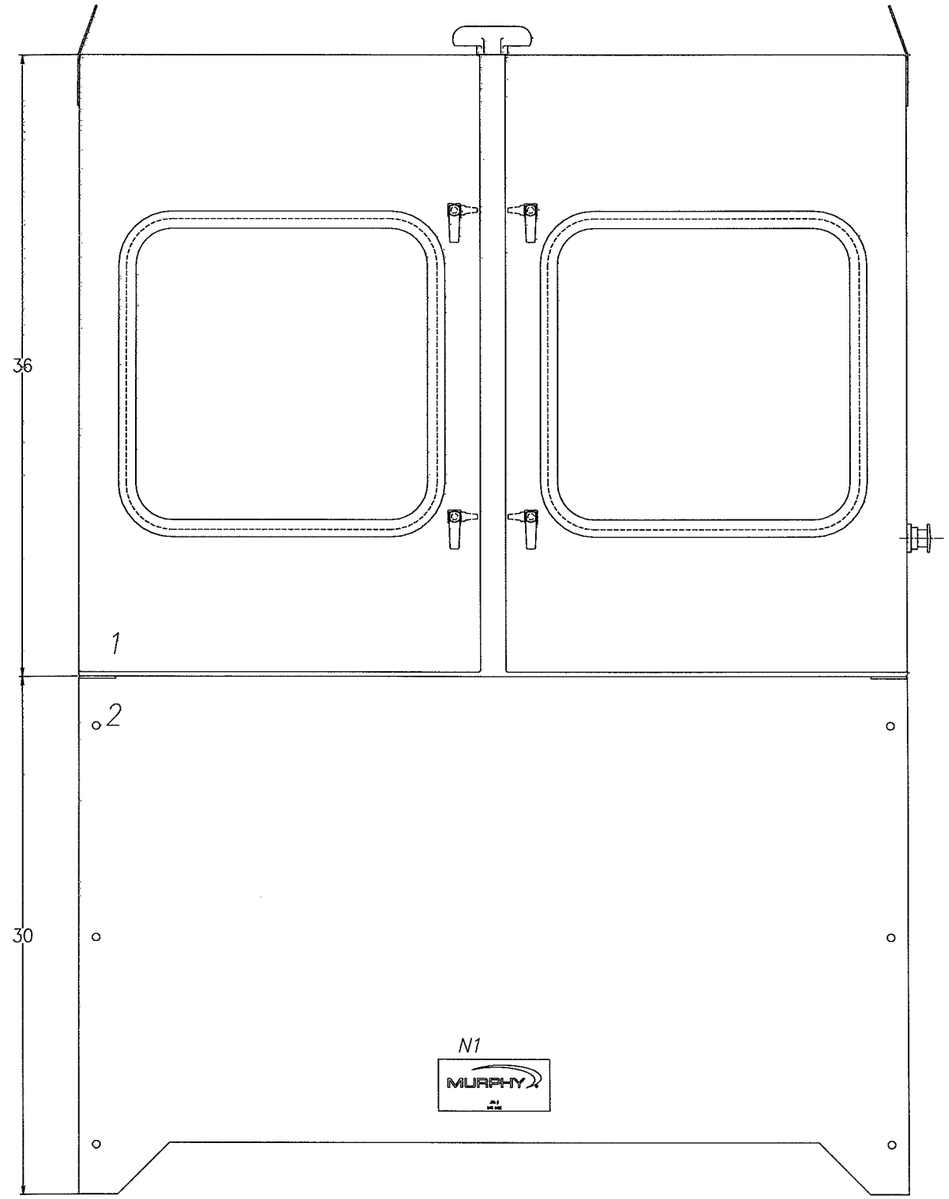

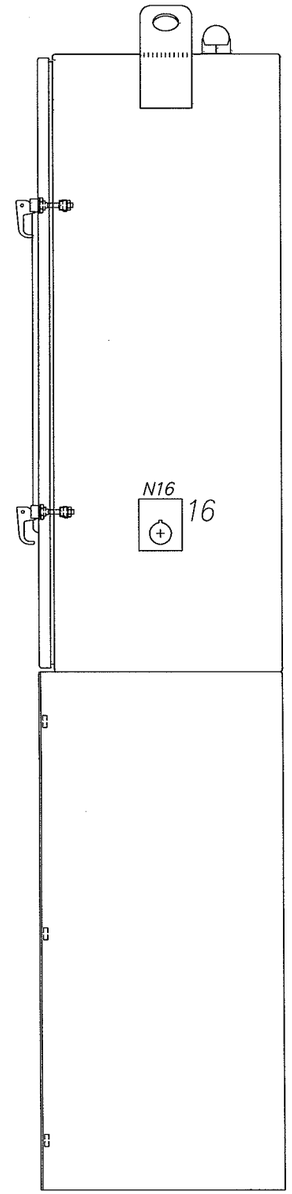

DO NOT KNOCK OUT
UNUSED HOLES IN STAND

INDIVIDUAL NAMEPLATE SCHEDULE				
QTY.	TAG #	LETTERS/TAG	DESCRIPTION	PART #
1	*N1*	B/W	*Large serial no. tag*	50225435
1	*N16*	R/W	EMERGENCY STOP	50225436
1	*N17*	B/W	POWER > OFF-ON	50225344
1	*N17A*	B/Y	*Power Warning Standard Tag*	50226313
1	*N18*	B/W	POWER UP	50225438

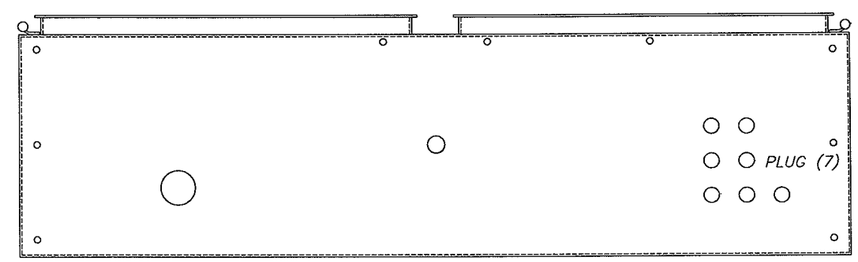

BOTTOM VIEW LESS DOORS

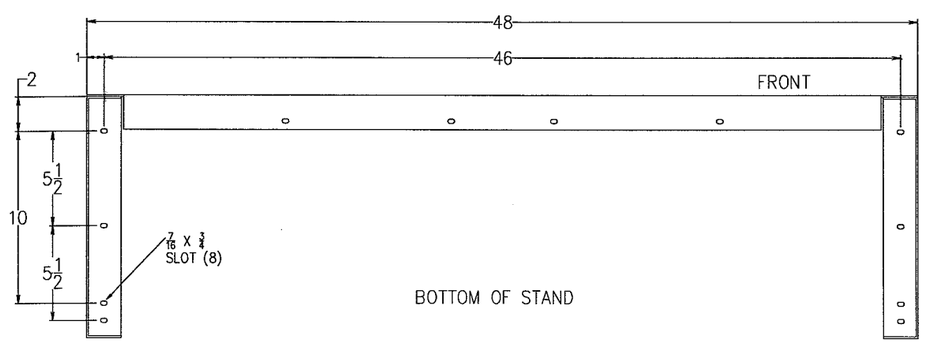

BOTTOM OF STAND

REV.	DESCRIPTION	DCN No.	DATE	CHK'D. BY
1	CUSTOMER REVISOINS		7-1-11	

DRAWN BY LV
CHK'D BY
APP'D BY
DATE 6-22-11
SCALE NONE
SHEET 2 OF 2

MURPHY
CONTROL SYSTEMS & SERVICES - ROSENBERG, TX

FOR

PANEL LAYOUT
CAT 3500 ADEM III, 3 STG

YOUR NO.
REF NO.
DWG. NO.
REV. 1

THIS DOCUMENT, DRAWING, SKETCH, OR SCHEMATIC PLAN IS THE PROPERTY OF FRANK W. MURPHY MFR. AND COVERS SWICHGAGE®, CONTROLS AND/OR CIRCUIT ON WHICH U.S. & FOREIGN PATENTS HAVE BEEN ISSUED OR APPLIED FOR. NO PART MAY BE REPRODUCED OR USED WITHOUT THE CONSENT OF THE OWNER.

MURPHY MFR. IS NOT RESPONSIBLE FOR COPIES OF THIS DRAWING NOT HAND SIGNED BY OUR ENGINEERS.